

328,000

328,500

329,000



- Collars Current Release
- 3D Drill Assays**
- Gold (g/t)**
- 1.0 - 23.7
- 0.6 - 1.0
- 0.4 - 0.6
- 0.2 - 0.4
- 0.15 - 0.2
- 0.0 - 0.15
- Section Line
- ... Resource Pits
- Rangefront Fault

Back Range Zone

LBP395
 39.6 m @ 0.41 g/t Au
 7.6 m @ 1.44 g/t Au
 7.6 m @ 1.30 g/t Au

LBP382
 10.7 m @ 0.63 g/t Au
 29.0 m @ 0.54 g/t Au
 7.6 m @ 0.92 g/t Au

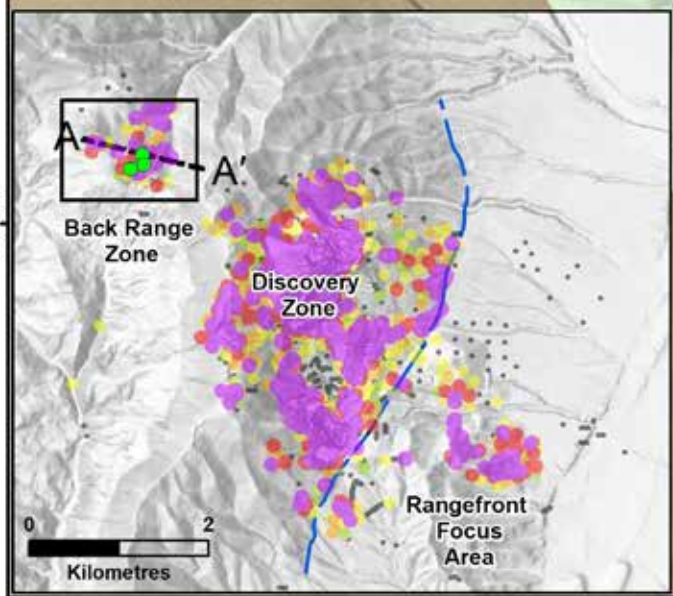
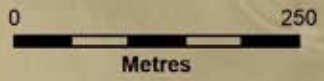
LBP398

LBP395

LBP420

LBP400

LBP400
 29.0 m @ 1.01 g/t Au
 18.3 m @ 0.87 g/t Au



3D drill assays are display weighted to preferentially show higher grade assays above lower grade in order to highlight the distribution of high grade gold.

328,000

328,500

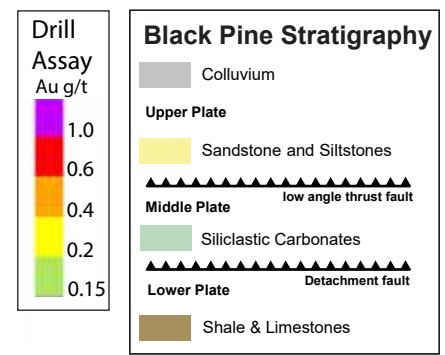
329,000

4,663,000

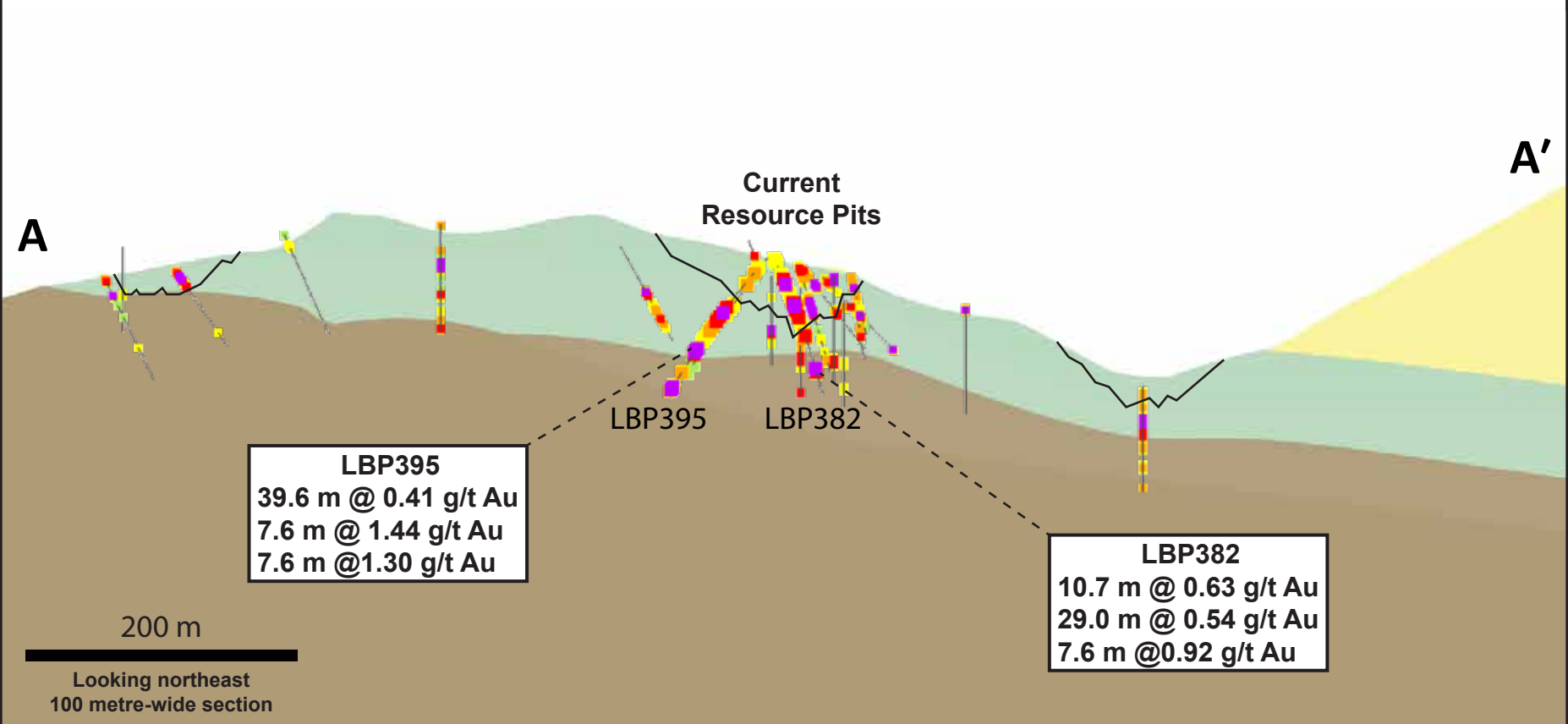
4,663,000

4,662,500

4,662,500



Black Pine Oxide Gold Project Back Range Zone 2021 Drill Results



Black Pine Oxide Gold Project Thick Cross Sections

